




KWIK PRODUCTS

KT30SH /KT50SH

NYLON LINE HEAD INSTRUCTIONS

CONTENTS

- 1 – KT30SH / KT50SH Nylon Line Head Assembly w/Standard 10 mm x 1.25 Mounting Arbor
- 1 - 7 mm x 1.00 X 10 mm x 1.25 Mounting Stud (Bronze)
- 1 - 8 mm x 1.25 X 10 mm x 1.25 Mounting Stud (Silver)
- 1 - 10 mm x 1.25 X 10 mm x 1.25 Mounting Stud (Black)
- 1 - Husqvama Line Head Arbor (Smooth - 12 mm dia. recess & 10 mm x 1.25 Threaded hole.)
- 1 - Stihl Line Head Arbor (2 Notches - 15 mm dia. recess - 10 mm x 1.0 Threaded hole.)

Size	Mounting Stud	Color	Part Number
7 x 10 mm	10  7	Bronze	V216000070
8 x 10 mm	10  8	Silver	V225000240
10 x 10 mm	10  10	Black	V226000070

Style	Arbor Size	Recess	Arbor	Part Number
(STD) Standard* Smooth	10 x 1.25 mm	None		X471000020
(H) Husqvama Smooth	10 x 1.25 mm	12 mm Diameter		X471000120
(S) Stihl Notched	10 x 1.0 mm	15 mm Diameter		X471000130

* Standard 10 mm x 1.25 Arbor Is preinstalled in line head.

INSTALLATION

CAUTION

Wear Gloves or personal injury may result:

- Cutoff knife is sharp.
- Gear case and surrounding area may be hot.

1. Remove existing cutting attachment from unit following manufacturer's instructions.

IMPORTANT:

Remove old trimmer head adapters from power output shaft before installing new line head. DO NOT remove upper adapter plate from gear case.

2. See fit-up chart to identify threaded stud and mounting arbor required for your brand and model trimmer.
3. Install new KT30SH / KT50SH line head on unit:

Units requiring threaded stud to mount line head:

1. Lock gear case power output shaft according to trimmer manufacturer's instructions.
2. Using color code, select threaded stud listed on fit-up chart for your brand and model trimmer.
3. Thread small end of threaded stud into gear case output shaft by turning counterclockwise.
4. Thread line head onto threaded mounting stud, turning counterclockwise. Hand tighten.
5. Remove locking tool from gear case.

Units that use line head with standard 10 mm arbor.

1. Lock gear case power output shaft according to trimmer manufacturer's instructions.
2. Thread line head onto power output shaft, turning counterclockwise. Hand tighten.
3. Remove locking tool from gear case.

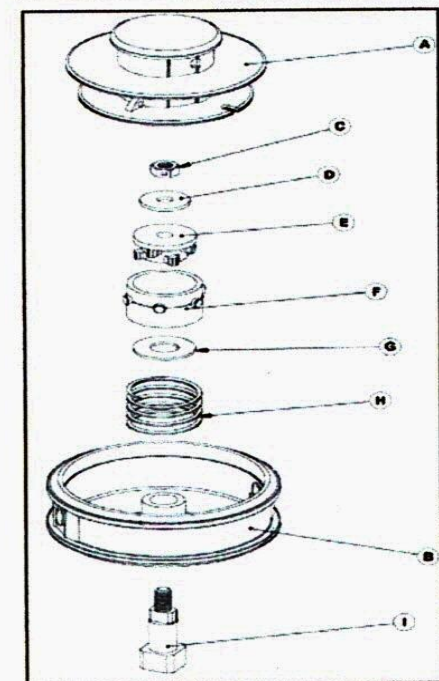
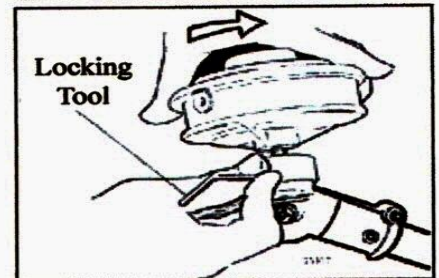
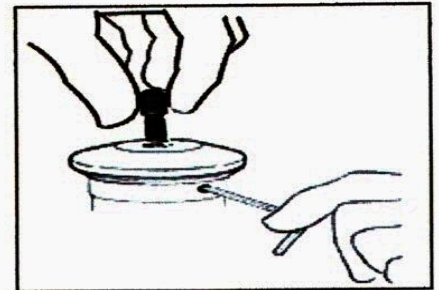
Units requiring new mounting arbor:

1. Remove spool (A) from drum (B) as shown in line reloading instructions. Place loose ends of line in slots to prevent line from unraveling during arbor change.
2. Unscrew locknut (C) and remove small flat washer (D), white cam assembly (E, F), large flat washer (G), and spring (H).
3. Remove old mounting arbor (I).
4. Select and install new arbor listed on fit-up chart for your brand and model trimmer.
5. Reassemble drum assembly spring, large flat washer, white cam assembly, small flat washer, and locknut. Tighten locknut securely.

NOTE:

Push and hold white cam assembly (E, F) down to compress spring when installing small flat washer and locknut.

6. Install spool in drum as shown in line loading instructions. Make sure loose ends of lines are pulled free of retaining slots.



7. Lock gear case power output shaft according to trimmer manufacturer's instructions.
8. Thread line head onto power output shaft, turning counterclockwise. Hand tighten.
9. Remove locking tool from gear case.

TO ADVANCE TRIMMER LINE

Tip:

To advance trimmer line, tap trimmer head against the ground while the head is turning at normal operating speed.

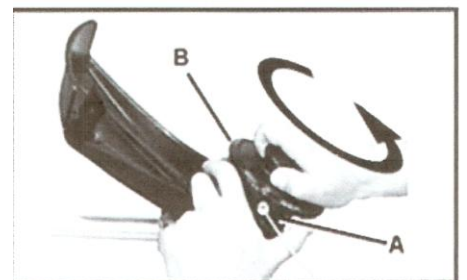

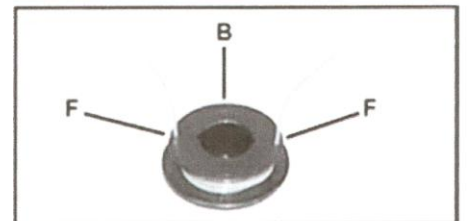
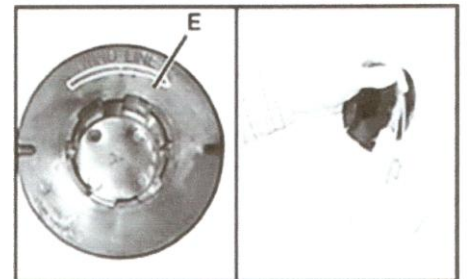

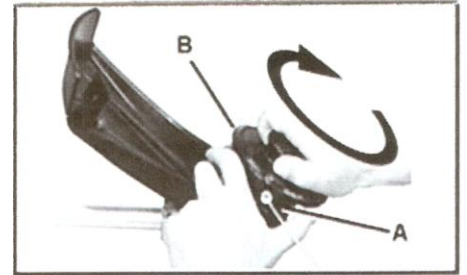
All units

1. After installing line head, check that trimmer line length does not extend beyond the cut-off blade on debris shield. Trim line if necessary.

NYLON LINE REPLACEMENT

Parts Required: KWIK 0.095 Nylon Trimmer Line 6 m (20 ft.) long.

1. Do not push spool in. Hold drum (A) and turn spool (B) clockwise until peg clicks and disappears from hole. Pull spool out of drum.
2. Use one piece of new nylon line (C) 6 m (20 ft.) long and thread through the molded loop (D) on the spool. Pull line tight and adjust so one end is 15 cm (6 in.) longer than the other.
3. Hold the spool, opening toward you. Place index finger between the two strands and wind line, tightly and evenly, in direction of arrow (E).
4. Place ends of line (C) into notches (F) in spool, leaving 6 in. protruding.
5. Feed ends of line outward through eyelets (G) in drum.
6. Align grooves in spool with pegs, and push spool (I), into drum.
7. Hold spool and drum securely with one hand, and pull each line to disengage from notches.
8. Hold drum (A) and turn spool (B) counter clockwise until peg clicks into hole.
9. Trim lines to 8 in. length



Fit-up chart

Use the following fit-up chart to identify the threaded stud size and mounting arbor style required for your brand and model trimmer, then select the correct stud or arbor using the selection chart.

No line head arbor change is required when the Standard (STD) arbor is specified. No stud is required when chart indicates NR (Not Required) – line head will screw directly onto the power output shaft of the unit.

~~Line head arbor change is not required when the Standard (STD) arbor is specified. No stud is required when chart indicates NR (Not Required) – line head~~

Manufacturer	Models	Arbor	Stud	Stud Color
ALPINA	170, 180, 200	STD	8mm	Silver
	210	STD	NR	NR
ASTRON	KFS-4T, 22T, 214, 422, 424, P-750, S-250, S250 (1983)	STD	8mm	Silver
	S150,250 (1994 & 1996)	STD	7mm	Bronze
	S-250 (1988)	STD	NR	NR
ARIENS	BC-350, BC-400, TB-220E, TB-260	STD	8mm	Silver
ARIMTSU	AC-ZEK,ACCC-17,ACD-17,ACD-18, ACE-30, AM-31, AM-31K, AM-40,	STD	8mm	Silver
	AM-50, ACC-15, AM-16D, AM.24D	STD	8mm	Silver
BRUSH KING	BK32, BK32LT, BK49, BK85, BK100	STD	8mm	Silver
BUNTON	LBS-18K,LBS-24K	STD	8mm	Silver
	LBS-24,LBS-24KT,LBS-33K,LBS-33KT	STD	NR	NR
CLEAR - A - WAY	AK, SK	STD	8mm	Silver
CRAFTSMAN	636-79534C, 218151-2816, 9-89658L2, 979551C, 979552C	STD	NR	NR
CIFARELLI	STANDARD	STD	NR	NR
DOLMAR	MS340, LT250	STD	NR	NR
DOLMAR / SACHS DOLMAR	BC250, BC330, PRO370, PRO400, SD330, LT250	STD	10mm	Black
ECHO	SRM SERIES	STD	NR	NR
EFFCO	JET-300, JET-400, TIGER-40	STD	8mm	Silver
FLYMO	FM-20	STD	8mm	Silver
GREEN POWER	T16D, T23DX, T31D	STD	8mm	Silver
GREEN MACHINE	1600 (1988),1800, 1900, 1930, 1940, 1950, 2130,2200, 2230, 2331,2340, 2500,	STD	8mm	Silver
	2500LP, 2800,2840,2850,3000LP, 3000SS,3040,SRM-300SS,	STD	8mm	Silver
	3000M, 3040M,3050M,3541	STD	8mm	Silver
GREEN MACHINE / MARK	4000, 4000LP, 4500, 4500LP	STD	8mm	Silver
HOFFCO	JP-260,270,300, 300A, 300C, 300F, 390, 390XL,JP-420, 420D, 660	STD	NR	NR
HOMELITE	300, 390, 420, 420D, 660	STD	NR	NR
	24S, 25S, 30S,38B,90G, 240G	STD	NR	NR
	HK-16, 23, 24, 30, 33(OLDER)	STD	8mm	Silver
	HK-30, 48, 50, ST-385, 485	STD	NR	NR
HUSQVARNA	FK514, NBA524, PMB522, 5X040, 5XD40, TXD508	STD	10mm	Black
	122L, 125L, 128L, 225L, 225LD, 225R, 225RD, 225RJ, 227LD, 232L, 232R,	H	NR	NR
	332L, 332R, 324LX, 325LX, 325RX, 3227, 326LS/LX, 335LS,	H	NR	NR
	225L,225RL (1995)	STD	NR	NR
JOHN DEERE	21S, 24S, 25S, 30S, 38B, 90G, 240G,260G, 300G, 350G, 380G, 450G	STD	NR	NR
	826, 2056, XT120 (2005)	STD	NR	NR
JONSERED	BR SERIES, BR 400, BR450, LR-200, 220L, 260B, 300, 320, 400, 420, 450, 460	STD	8mm	Silver
	GR20206L, TIGER 40	STD	NR	NR
KAAZ	K20, K2Q20, KLQ, KQ,KQ-20, KQ-50A, VP-20	STD	8mm	Silver
	J4BD, J40FD, J480, JQ-40, JQ-50, K10, K40D, KQ-30, KQ-308, KQ-30NE	STD	NR	NR
	KQ-50A, KT-10, KT-30R, RQ-30, T50, V15, V18, V20B, V25, V35, V40, T420	STD	NR	NR
	V20	STD	7mm	Bronze
LAWNBOY	1480	STD	NR	NR
MARUYAMA	241, 326, 402, BC-184, 300, 241, 260, 320, 320H, BC-326, 402, MSERIES, ML-23S	STD	8mm	Silver
	G8K	STD	NR	NR
	BC430DWM, BC440DWM, 32, 35, BC500	STD	10mm	Black
McCULLOCH	MCAC-32, 250, S300, S350	STD	7mm	Bronze
	MAC-22, MAC-23, PRO-SCRAPER 1, II, IIHD, IV	STD	8mm	Silver
	85A, 85S, 85SL, 90, 95, 95A, 99A, EB-11VSL	STD	NR	NR
	EB-280, EB-286BC, EB-286BCS, FM-3000, MAC-100a, 270, 90, 95	STD	NR	NR
	PRO-SCRAPER EB I, II, III, IV, V, SM100, TITAN 2300, 2300AV, 2310, 2360	STD	NR	NR
	TITAN 2400, 2599, 3000, 3900, TITAN 2500AV, 26565AV	STD	NR	NR
	MAC 57, MAC 90, MAC 95, MCA 100A, MAC 32, MAC 37	STD	10mm	Black
MORCUT (SHIKUTANI)	400, LRD-400,	STD	NR	NR
MOUNTFIELD	MULTI-TRIM 16, 22 ,23 ,40	STD	8mm	Silver
NIKKARI	24, 37	STD	8mm	Silver
OLYMPYK	B 260, 260L, 300, 400, 500, PRO-38	STD	8mm	Silver
PARTNER	BT 160, 220, 250, SPARTAN	STD	8mm	Silver
PIONEER	B180, 250	STD	8mm	Silver
	S33, S41, S51, SCC	STD	NR	NR
POULAN	150, 200, 900, 2620, 2820	STD	NR	NR
RED MAX	BC-220DL, BC-221DL	STD	7mm	Bronze
	BC-430DWM, BC-440DWM, BC-260DL, BC-340DL, BC-430, BC-440	STD	8mm	Silver
	BC430DWM, BC440DWM, BC441DWM, BC442DWM, BC351DEWM, BC532DWM, FBC22, FBC26, BC430DWN, BC440DWN, BC441DWN, BC442DWM	STD	10mm	Black
RYOBI	SRUB HORNET RSH900, RSH900HB	STD	8mm	Silver
SACHS DOLMAR	C20, T18, T20	STD	7mm	Bronze
	BP-35, C25, F20, T25	STD	8mm	Silver

SEARS	21851-2816, 28151-161	STD	NR	NR
SHIMITSU	PW-3200EI, SMT-2600	STD	8mm	Silver
SHINDAIWA	LT-18, LT-20, T-18, T-20, C-20, T270	STD	7mm	Bronze
	BP-35C-25, BP-45, C25, C27, F18, F20, R20, R25, R35, T25, T250, T270	STD	8mm	Silver
SHINGU SHOKO	BP35, B45, B450, C350, B40, B45, C35	STD	10mm	Black
	200, 250, 350, S23PNC	STD	7mm	Bronze
	650, P 750	STD	8mm	Silver
SNAPPER	210SS, 211SS, 211SST, 215SST, 240SST, 245SST, 310, 410, 410SST	STD	NR	NR
	P212LST, P214DCST, P215SST, SST2111, SST2401, SST4111, S31SNGBC	STD	NR	NR
SOLO	120, 124, 126, 135, 140, S100, S122, S200, S300, S400, 14	STD	NR	NR
STIHL	FS-50, FS-50E, FS-51, FS-60, FS-61, FS-65, FS-80, FS-90, 90AVE, 91AVE	STD	8mm	Silver
	FR-106, FS-106, FS-106AVE, FS-40, FS044, FS-74, FS-76	S	NR	NR
	FS-52AVRE, FS-56AVE, FS-56AVRE, FS-62AVRE, FS-66AVE, FS-66AVRE	S	NR	NR
	FS-81AVE, FS-81AVRE, FS-86AVE, FS-86AVRE, FS-96AVE, SS-100-RX	S	NR	NR
TANAKA	AST-700, AST-7000, AST-7000S, SUM301, SUM-321, TB220, TB220E	STD	8mm	Silver
	TBS-16D, TBC-215, TBC-22, TBC-220SS, TBC-232, TBC-233	STD	8mm	Silver
	TBC-240, TBC-250, TBC-262, TBC-265, TBC-301, TBC-322, TBC-325	STD	8mm	Silver
	LT-210, LT-210E, NC-301	STD	NR	NR
TAS	NC301, TBC-16, TBC-20, TBC-30F, TBC-30R, TBC037	STD	8mm	Silver
	QUM2, SUM3	STD	NR	NR
TILTON	PRO-38, PRO-40	STD	8mm	Silver
TORO	1000, 2000, 2100, 30900, 30910, 30920, 51550, 51603, 51604, 51606, 51607	STD	NR	NR
	51608, CL-700, CL-2100, TC SERIES	STD	NR	NR
VANDERMOLEN WEEDEATER	L1845E, L2415E, L2415G, L2815G, L3335G, X1845E, X2415E, X3335E	STD	8mm	Silver
	22	STD	8mm	Silver
	826, PRO-150, PRO-200, XR-100, XR-105, YP-140	STD	NR	NR
WESTMAC	16, 23, 31	STD	8mm	Silver
XENOA	BCD	STD	7mm	Bronze
	BC-15, FBC-12, FDC-26	STD	8mm	Silver
	FBC-33	STD	NR	NR
YAMICHI	YM1600T	STD	7mm	Bronze
	WM-2400TI, YM-1800T, YM-3200BT	STD	NR	NR
YAZOO	TBC-31, YB-16, YBC-16, YBC-23, 23, 31	STD	8mm	Silver

KPI

3700 East Anne Street
Phoenix AZ 85040

www.kwikproducts.com

KT30SH / KT50SH

Kpi111011